


PANTEX  LLAND  
veterinary pharmaceutical products



# HEALTH SCHEDULE





# PANTEX products

**Pantex Holland upholds a world-wide reputation for its high qualified veterinary pharmaceutical products. Over 150 products are being distributed by Pantex to various parts of the world.**

The company is officially recognized by European authority and was anached the GMP-group back in 2001.

Next to the items that Pantex produces for the intensive animal husbandry, there is also available a full range of veterinary products for non-consumption animals.

These products are being manufactured under the same conditions. Analyses are being performed on all raw materials, during production and on the finished product.

The final presentation however has been amended to smaller packing, quite suitable for medication to smaller animals, pigeons, fish and reptiles.

Pantex' conviction that this segment of the market also needs responsible medication, guaranties a high quality veterinary medicine.

It's our greatest pleasure to offer you herewith our updated healthschedule for racing pigeons.

This schedule will enable you to give the necessary care before, during and after the racing season.



## Healthschedule racing-pigeons

- A survey of our products, applications and clinical pictures can be found at the end of this schedule
- In case more products are applicable, decide by yourself or consult our specialists, which product is most appropriate for your pigeon
- Always read the instructions on the packing
- Prepare medicated drinking water with cold water; never dissolve these preparations in warm/hot water

# YOUNG PIGEONS

Each fancier knows that especially young pigeons in their first year, suffer because of various diseases.

Starting ornithosis usually causes unnecessary losses due to less orientation with young, inexperienced pigeons.

Additionally the risks of contamination during transport are higher due to the fact that young birds are more affected by stress.

In order to prevent such problems following schedule is advisable:

The moment these pigeons are drinking independently, cure against trichomoniasis (canker)/hexamitiasis.

Followed by Multivitamins liquid which should be administered for 2 consecutive days.

2 to 3 weeks before training, cure against trichomoniasis (canker)/hexamitiasis and coccidiosis.

Followed by Multivitamins liquid which should be administered for 2 consecutive days.

Further, cure against "one-eyed colds" and other respiratory ailments. Use preparations with high activity against ornithose complex.

- **In order to treat effective, don't supply grit, salts, minerals and calcium products treatment against ornithosis!**

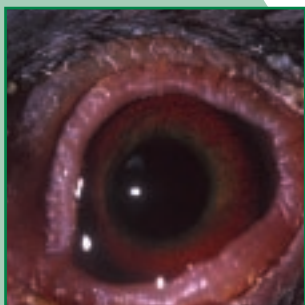
Followed by Multivitamins liquid which should be administered for 2 consecutive days.

After homecoming, supply daylong Electrolyte liquid through the drinking water. This, in order to prevent and treat diarrhoea, and to obtain quick recovery due to dehydration.

After severe efforts due to a long race or extreme temperatures, upon arrival Pantisol or Pantovit can be administered via the drinking water. Both are high-quality preparations containing a well-balanced combination of vitamins, amino acids and trace elements.

Supply 1 day before transportation Multivitamins liquid.

Further, during the season, give young pigeons a preventive treatment against ornithosis and trichomoniasis (canker)/coccidiosis, every week for 2 consecutive days.



*Ornithosis*



*Ornithosis*



*Trichomoniasis (canker)*

# OLD PIGEONS

## BREEDING PERIOD

Before breeding from pigeons, make sure these are in excellent condition and shape.

- **One shouldn't breed from pigeons in a heavy moult.**

Supply during the moult 2 days a week Multivitamins liquid

After the moult, treat for worms with Wormex.

Followed by Multivitamins liquid which should be administered for 2 consecutive days.

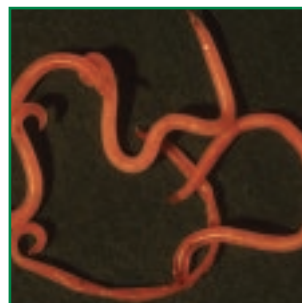
Immediately after the moult and before the breeding season, treat those houses, which have had a paratyphus-contamination in the past. Eliminate these "carriers" with Parastop for 14 consecutive days or Pantrim for 10 consecutive days. Use tablets (Salmonella-tab) for individual treatment.

- **In case of severe cold there is less consumption of drinking water. In order to obtain the right dosage, medication can be mixed through the feed.**  
**Make a pre-solution with water/honey, orange-juice, some yoghurt or Brewer's yeast, and add the prescribed dosage through the feed. Each day a pigeon eats approx. 30 gram and drinks approx. 50 ml, so 40 pigeons consume 1.2 kg feed and 2 litres water.**

After this cure Multivitamins liquid should be administered for 3 consecutive days.



Solid healthy droppings



Worms



Calcium deficiency

To stimulate condition and fertility of older pigeons, especially cage-birds, supply Pantovit 3-5 days before mating.

Some hens have a history of egg binding: the inability to expel the egg. Giving Calcium-tab to these hens starting before you mate them may be a good preventative.

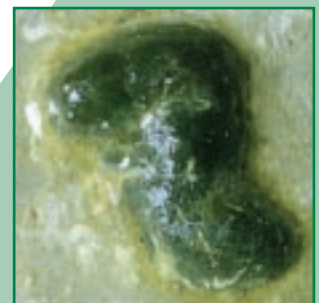
During hatching of the 1st round of eggs, cure against trichomoniasis (canker)/hexamitiasis.

Followed by Multivitamins liquid which should be administered for 2 consecutive days.

After youngsters transfer from milk to solid grains, they may become affected by diarrhoea. This, among other things, because the parents are consuming more water. Treat with Electrolyte in order to avoid and treat this problem.

In general during the breeding-program, cure once every three weeks against trichomoniasis (canker)/hexamitiasis and coccidiosis.

Followed by Multivitamins liquid which should be administered for 2 consecutive days.



Salmonellosis (paratyphus)

## RACING SEASON

Important: regardless which races your pigeons take part in, they should be in good health.

In case short distance- and long distance-pigeons are sheltered together in your loft, medication should be for all birds in order to avoid recontamination.

- **Widows-hens should always be treated simultaneously!**

## SHORT-, MIDDLE DISTANCE

2 to 3 weeks before they enter the first race, cure these pigeons against trichomoniasis (canker) and coccidiosis.

Followed by Multivitamins liquid which should be administered for 2 consecutive days.

Further, cure against ornithosis.

Followed by Multivitamins liquid which should be administered for 2 consecutive days.

After homecoming, supply daylong Electrolyte liquid through the drinking water, in order to obtain quick recovery due to dehydration. In the evening and next morning Pantisol or Pantovit can be administered via the drinking water.

Supply 1 day before transportation Multivitamins liquid.

## 1-DAY FLIGHT

Because most fanciers are using the same pigeon each 2 weeks on a 1-day flight, we advise following regimen:

3 weeks before they enter the first race, cure these pigeons against trichomoniasis (canker) and coccidiosis.

Further, cure against ornithosis.

Followed by Multivitamins which should be administered for 2 consecutive days, just before transportation.

After the first flight, give these pigeons the next day a preventive treatment against trichomoniasis (canker) and coccidiosis.

After the second flight, give these pigeons the next day a preventive treatment against ornithosis.

After the third flight, give these pigeons the next day a preventive treatment against trichomoniasis (canker) and coccidiosis.

After the fourth flight, give these pigeons the next day a preventive treatment against ornithosis.



Wet droppings (diarrhea)



Normal droppings



Colibacillosis

## 2-DAYS FLIGHT

3 weeks before they enter the first race, cure these pigeons against trichomoniasis (canker) and coccidiosis.

Followed by Multivitamins liquid which should be administered for 2 consecutive days.

Further, cure against ornithosis.

Followed by Multivitamins liquid which should be administered for 2 consecutive days.

After homecoming, supply daylong Electrolyte liquid through the drinking water, in order to obtain quick recovery due to dehydration. The next day Pantisol or Pantovit can be administered via the drinking water.

Hereafter supply for 1 day Multivitamins liquid.

Due to the fact that 2-day flights vary quite a bit in time, following schedule can be applied every month:

- **preventive** treatment against trichomoniasis (canker) and coccidiosis
- **preventive** treatment against ornithosis



**Disinfectionmix:**  
*to be used prophylactic and therapeutic against bacterial infections caught during transport*



**Colimix:**  
*a combination with high efficacy against colibacillosis. In cases of Adeno-coli, we advise to treat the pigeon with Colimix and Electrolyte (or Pigeostar) simultaneously.*



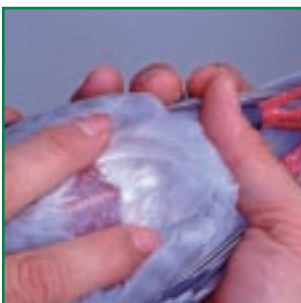
## ANTIPARASITES



## VITAMINS MINERALS ELECTROLYTES



## ANTIBIOTICS



Bad condition



Good condition

# PANTEX products

## Name Calcium-Tab



10 blisters x 10 tabl.

**Indication**  
Calcium deficiency

**Dosage**  
1 tablet per day

## Name Coccimix



10 x 5 gm sachet

**Indication**  
Coccidiosis

**Dosage**  
1 sachet per  
2 ltr drinking water

## Name Coccidiose-Tab



10 blisters x 10 tabl.

**Indication**  
Coccidiosis

**Dosage**  
1 tablet per day

## Name Colimix



10 x 5 gm sachet

**Indication**  
Colibacillosis

**Dosage**  
1 sachet per  
2 ltr drinking water

## Name Cocci-geel



100 gm

**Indication**  
Coccidiosis, Trichomoniasis,  
Hexamitiasis

**Dosage**  
8 gm per  
2 ltr drinking water

## Name Electrolyt



500 ml

**Indication**  
Dehydration

**Dosage**  
10 ml per  
2 ltr drinking water

# PANTEX products

## Name Multivitamins



250 ml / 500 ml

**Indication**  
Vitamin deficiency

**Dosage**  
4 ml per  
2 ltr drinking water

## Name Ornimix



100 gm

**Indication**  
Ornithosis

**Dosage**  
4 gm per  
2 ltr drinking water

## Name Disinfectionmix



100 gm

**Indication**  
Transportinfections

**Dosage**  
4 gm per  
2 ltr drinking water

## Name Ornimix DS



10 x 5 gm sachet

**Indication**  
Ornithosis

**Dosage**  
1 sachet per  
2 ltr drinking water

## Name Disinfectionmix



10 x 5 gm sachet

**Indication**  
Transportinfections

**Dosage**  
1 sachet per  
2 ltr drinking water

## Name Orni-Tab



10 blisters x 10 tabl.

**Indication**  
Ornithosis

**Dosage**  
Day 1: 2 tablets /  
Day 2: 1 tablet

# PANTEX products

## Name Pantisol



100 gm

**Indication**  
Vitamin deficiency

**Dosage**  
4 gm per  
2 ltr drinking water

## Name Parastop



100 gm

**Indication**  
Paratyphus

**Dosage**  
2 ml per  
2 ltr drinking water

## Name Pantovit



10 x 5 gm sachet

**Indication**  
Vitamin deficiency

**Dosage**  
1 sachet per  
2 ltr drinking water

## Name Pigeostar



10 x 5 gm sachet

**Indication**  
Dehydration

**Dosage**  
1 sachet per  
2 ltr drinking water

## Name Pantrim



10 x 5 gm sachet

**Indication**  
Salmonellosis

**Dosage**  
1 sachet per  
2 ltr drinking water

## Name Roni-Plus



10 blisters x 10 tabl.

**Indication**  
Coccidiosis,  
Trichomoniasis,  
Hexamitiasis

**Dosage**  
1 tablet per day

# PANTEX products

## Name Ronidazole 40



100 gm

**Indication**  
Trichomoniasis,  
Hexamitiasis

**Dosage**  
4 gm per  
2 ltr drinking water

## Name Vita-Tab



10 blisters x 10 tabl.

**Indication**  
Vitamin therapy

**Dosage**  
1 tablet per day

## Name Ronidazole 10%



10 x 4 gm sachet

**Indication**  
Trichomoniasis,  
Hexamitiasis

**Dosage**  
1 sachet per  
2 ltr drinking water

## Name Wormex



10 x 5 gm sachet

**Indication**  
Worminfections

**Dosage**  
1 sachet per  
2 ltr drinking water

## Name Salmonella-Tab



10 blisters x 10 tabl.

**Indication**  
Salmonellosis

**Dosage**  
1 tablet per day

## Name Wormex-Tab



10 blisters x 10 tabl.

**Indication**  
Worminfections

**Dosage**  
1 tablet per day



**PANTEX HOLLAND B.V.**

Ganzstaartsedijk 8  
5525 KC Duizel (Holland)  
Tel.: +31(0)497 530670  
Fax: +31(0)497 530685

E-mail:

[info@pantex.net](mailto:info@pantex.net)

Internet:

<http://www.pantex.net>